


The Carver Manual on Community Theatre Directing

A Comprehensive Guide to Directing in the Community

The Carver Manual on Community Theatre Directing is a comprehensive guide to directing in the community. It covers everything from choosing a play to casting your actors to rehearsing your production. Whether you're a first-time director or a seasoned pro, this manual will help you create successful community theatre productions.



Carver's Manual on Community Theatre Directing

by James Carver

★★★★☆ 4.1 out of 5

Language : English
File size : 458 KB
Text-to-Speech : Enabled
Screen Reader : Supported
Enhanced typesetting : Enabled
Word Wise : Enabled
Print length : 190 pages
Lending : Enabled



Table of Contents

- Choosing a Play
- Casting Your Actors
- Rehearsing Your Production

- Producing Your Play

Choosing a Play

The first step in directing a community theatre production is choosing a play. There are many factors to consider when choosing a play, including the size of your cast, the budget you have available, and the interests of your audience. It's also important to choose a play that you're passionate about, as this will make the directing process more enjoyable.

Once you've considered all of these factors, you can start narrowing down your choices. There are many great resources available to help you choose a play, such as the Dramatists Guild of America's Play Search and the American Alliance for Theatre & Education's Theatre Resources Directory.

Casting Your Actors

Once you've chosen a play, it's time to start casting your actors. The casting process can be challenging, but it's also one of the most important parts of directing. The right actors can make or break your production.

There are a few different ways to cast your actors. You can hold auditions, ask for recommendations from other theatre professionals, or simply reach out to actors you know and trust. If you're holding auditions, be sure to give actors plenty of time to prepare and provide them with all the necessary information. You should also create a casting breakdown that outlines the roles you're looking to fill and the specific requirements for each role.

Once you've cast your actors, it's important to create a positive and supportive rehearsal environment. Actors need to feel comfortable and

confident in Free Download to do their best work. As the director, it's your job to create that environment.

Rehearsing Your Production

Rehearsals are an essential part of the directing process. It's during rehearsals that you'll work with your actors to develop their characters, create blocking, and finalize the staging of your production. Rehearsals should be productive and efficient, but they should also be fun and enjoyable.

There are a few different ways to structure your rehearsals. You can hold full-cast rehearsals, which involve all of the actors in the production, or you can hold smaller group rehearsals, which focus on specific scenes or characters. It's important to find a rehearsal schedule that works for you and your cast.

During rehearsals, it's important to be organized and prepared. You should have a clear plan for each rehearsal, and you should be prepared to answer questions from your actors. It's also important to be patient and supportive. Actors need time to learn their lines, develop their characters, and find their place within the production.

Producing Your Play

Once you've rehearsed your production, it's time to produce it. This involves finding a venue, marketing your production, and selling tickets.

Finding a venue can be a challenge, especially if you're working with a limited budget. There are a few different options available to you, including renting a theatre, finding a community space, or even performing your

production outdoors. Once you've found a venue, you'll need to market your production. This can be done through a variety of channels, such as social media, local newspapers, and community websites. You'll also need to create marketing materials, such as posters and flyers.


Selling tickets is an important part of producing your play. You'll need to set a ticket price that is affordable for your audience, but you also need to make sure that you're covering your costs.

Producing a play can be a lot of work, but it's also a very rewarding experience. With careful planning and execution, you can create a successful community theatre production that will entertain and inspire your audience.

The Carver Manual on Community Theatre Directing is a comprehensive guide to directing in the community. It covers everything from choosing a play to casting your actors to rehearsing your production. Whether you're a first-time director or a seasoned pro, this manual will help you create successful community theatre productions.

About the Author

Gregory Carver is a professional theatre director with over 20 years of experience. He has directed productions for a variety of organizations, including the Guthrie Theatre, the Oregon Shakespeare Festival, and the American Players Theatre. He is also the author of several books on theatre directing, including *The Carver Manual on Community Theatre Directing*.




Carver's Manual on Community Theatre Directing

by James Carver


★★★★☆ 4.1 out of 5

Language : English
File size : 458 KB
Text-to-Speech : Enabled
Screen Reader : Supported
Enhanced typesetting : Enabled
Word Wise : Enabled
Print length : 190 pages
Lending : Enabled



The Unforgettable Easter: Ramona's Journey of Discovery with Nanny

Embark on Ramona's Extraordinary Easter Adventure In the beloved children's classic, "The Easter That Ramona Learned Why Nanny and Me," acclaimed author Beverly Cleary...



The Old City and Mount of Olives: A Journey Through Jerusalem's Timeless Heart

Jerusalem, a city etched into the annals of history, invites you to embark on an extraordinary pilgrimage to its ancient heart, the Old City and Mount of Olives. Within these...