


The Ultimate Softball Guide for Beginners: Tips, Tactics, and Strategy to Master the Game



COMPLETE GUIDE FOR SOFTBALL FOR BEGINNERS: Tips, Tactics and Strategy for Beginners that want to Play Softball and Understanding of Softball by James Dodson

★★★★☆ 4.7 out of 5

Language	: English
File size	: 382 KB
Text-to-Speech	: Enabled
Enhanced typesetting	: Enabled
Print length	: 70 pages
Lending	: Enabled
Screen Reader	: Supported



Softball is a popular and exciting sport that can be enjoyed by people of all ages and skill levels. Whether you're new to the game or looking to improve your skills, this comprehensive guide will provide you with everything you need to know to master the game of softball.

Chapter 1: The Basics of Softball

In this chapter, we'll cover the basics of softball, including the rules, positions, and equipment. We'll also provide some tips for getting started and improving your skills.

1.1 The Rules of Softball

Softball is played on a diamond-shaped field with four bases: home plate, first base, second base, and third base. The goal of the game is to score more runs than the other team by hitting the ball and running around the bases.

The game is played between two teams of nine players each. One team bats while the other team fields. The team that is batting tries to hit the ball and run around the bases, while the team that is fielding tries to catch the ball and throw it to a base to get the batter out.

The game is divided into innings. Each inning, each team gets a chance to bat and field. The team that scores the most runs at the end of the game wins.

1.2 The Positions in Softball

There are nine positions in softball: pitcher, catcher, first baseman, second baseman, third baseman, shortstop, left fielder, center fielder, and right fielder.

The pitcher throws the ball to the batter. The catcher catches the ball if the batter hits it. The first baseman, second baseman, and third baseman field ground balls and throws the ball to a base to try to get the batter out. The shortstop fields ground balls and throws the ball to a base or to the pitcher to try to get the batter out. The left fielder, center fielder, and right fielder field fly balls.

1.3 The Equipment You Need to Play Softball

To play softball, you will need the following equipment:

* Softball bat * Softball glove * Softball helmet * Softball cleats * Softball pants * Softball jersey

Chapter 2: Softball Tips for Beginners

In this chapter, we'll provide you with some tips for beginners to help you improve your skills and play the game of softball.

2.1 How to Hit a Softball

To hit a softball, you need to stand in the batter's box and swing the bat at the ball. Try to keep your eye on the ball and swing through the ball.

There are different types of hits in softball, including singles, doubles, triples, and home runs. A single is when the batter hits the ball and gets to first base. A double is when the batter hits the ball and gets to second base. A triple is when the batter hits the ball and gets to third base. A home run is when the batter hits the ball over the fence.

2.2 How to Field a Softball

To field a softball, you need to position yourself in front of the ball and catch it. Try to use your glove to catch the ball and hold it securely.

There are different types of fielding positions in softball, including infielders and outfielders. Infielders field ground balls, while outfielders field fly balls.

2.3 How to Pitch a Softball

To pitch a softball, you need to stand on the pitcher's mound and throw the ball to the batter. Try to keep the ball in the strike zone and throw it with speed and control.

There are different types of pitches in softball, including fastballs, curveballs, and changeups. A fastball is a straight pitch that is thrown with speed. A curveball is a pitch that curves as it is thrown. A changeup is a pitch that is thrown with less speed than a fastball.

Chapter 3: Softball Tactics and Strategy

In this chapter, we'll discuss some of the tactics and strategies that you can use to improve your team's performance on the field.

3.1 Team Offense

The goal of the offense is to score more runs than the other team. There are a number of ways to score runs, including:

* Hitting the ball and running around the bases * Getting walked or hit by a pitch * Stealing bases * Hitting a home run

3.2 Team Defense

The goal of the defense is to prevent the other team from scoring runs. There are a number of ways to prevent the other team from scoring runs, including:

* Catching the ball * Throwing the ball to a base * Getting the batter out * Forcing the batter to ground into a double play

3.3 Team Strategy


The strategy of a team is determined by the coach. The coach will decide which players to put in the lineup, what positions they will play, and what pitches to throw. The coach will also make decisions about when to bunt, when to steal bases, and when to swing away.

Chapter 4: Advanced Softball Skills

In this chapter, we'll discuss some of the advanced skills that you can learn to improve your game.

4.1 Bunting


Bunting is a skill that can be used to advance a runner or to get a hit. To bunt, you need to hold the bat perpendicular to the ground and



COMPLETE GUIDE FOR SOFTBALL FOR BEGINNERS: Tips, Tactics and Strategy for Beginners that want to Play Softball and Understanding of Softball by James Dodson

★★★★☆ 4.7 out of 5

Language : English
File size : 382 KB
Text-to-Speech : Enabled
Enhanced typesetting : Enabled
Print length : 70 pages
Lending : Enabled
Screen Reader : Supported



The Unforgettable Easter: Ramona's Journey of Discovery with Nanny

Embark on Ramona's Extraordinary Easter Adventure In the beloved children's classic, "The Easter That Ramona Learned Why Nanny and Me," acclaimed author Beverly Cleary...



The Old City and Mount of Olives: A Journey Through Jerusalem's Timeless Heart

Jerusalem, a city etched into the annals of history, invites you to embark on an extraordinary pilgrimage to its ancient heart, the Old City and Mount of Olives. Within these...